

Description

A granolithic concrete material that strengthens and colours concrete floors. It is a special blend of cement, very hard-wearing aggregates, lime fast pigments and certain additives which set rock-hard, have exceptional abrasion resistance and reduces drying shrinkage.

Purpose

To provide a durable, attractive, smooth and economical floor covering for new and existing surfaces that is versatile, convenient to use and easy to apply.

Applications

Ideally suited for domestic or commercial floor coverings requiring minimum maintenance.

Types

One type only, available in six colours.

Specifying

Apply Cemcrete's CreteCote in an approved colour at a rate of 10 m²/ 15Kg twin pack in accordance with the manufacturer's instructions.

Weather

This product is best applied at temperatures between 8oC - 22oC. Do not apply under windy conditions, in direct sunlight or to hot surfaces as this will expose the product to rapid moisture loss. Protect from rain and freezing for at least 6 hours.

SITE WORK

Storage

CreteCote can be stored unopened for 12 months.

Suitable surfaces

Good clean concrete, cement toppings or cement screeds that have been struck off to level and wood or steel floated.

SURFACE PREPARATION

Existing surfaces

All surfaces to be hard and free from all grease, oil, wax, carpet adhesive, dust or anything that might interfere with the adhesion. Remove dust and loose material with a high pressure washer or with a vacuum cleaner and stiff brush. Scrub the surface with a suitable concrete degreaser and flush well with clean water. Etch the pre-damped surface with a solution of 1 volume hydrochloric acid added to 3 volumes clean water. DO NOT ADD WATER TO ACID.

Allow the acid solution to react for 15 minutes, wire brush and flush with plenty of clean water. If previous bonding material is still evident a concrete surface scarifier can be used. The cleaned surfaces should be checked for any cracks, holes or loose areas. Loose or unbonded material should be removed. Use Cemcrete Base Coat

as a leveller in accordance with the manufacturer's instructions to repair damaged areas and steel float to achieve a smooth and level surface. The Base Coat should be fully cured and free of dust before applying CreteCote.

New surfaces

The concrete or cement screed should be steel floated to a smooth and level surface and then well cured by damping down with clean water daily for at least 7 days. Before application of CreteCote the surface must be dry, smooth and level and free of all dust and loose particles.

Mixing

Remove the 2 products from the twin-pack. Pour about 80% of the polymer solution into the empty bucket. Add the CreteCote powder and mix mechanically adding the balance of the liquid as required until a workable plaster consistency is achieved. Do not mix manually. Mix mechanically using a power drill with a tile adhesive mixing paddle.

Application

Using a steel trowel, apply a thin layer forcing the material against the surface followed immediately by a smoothing stroke. The layer must not exceed 1.5mm even if high spots remain exposed. Work small areas at close range always maintaining a wet edge. As soon as the layer is dry, but within 24 hours after application, marks left by uneven trowelling should be removed by sanding using an orbital sander, or by hand using a sanding block. 80 - 100 grit sand paper is recommended. Remove all dust from the surface before adding subsequent layers as required until a smooth uniform surface is achieved. Protect finished areas until sealed.

Curing

The completed work should be air cured for 24 hours before sealing. Any rain water that does fall during this period should be immediately removed from the surface. Allow an extra day's air curing for each day of rain during the curing period. DO NOT COVER WITH PLASTIC WHILE CURING.

Sealing

The dry cured surface may be sealed using Cemcrete's Concrete Sealer. Allow to dry for 90 minutes and then apply a second coat or Cemcrete's Colour Hardener Sealer (Gloss, Matt or Slip Resistant). Sealers are best applied to a cool surface in multiple thin coats.

Foot traffic can be allowed 24 hours after applying the sealer. Vehicular traffic can be allowed after 5 days.

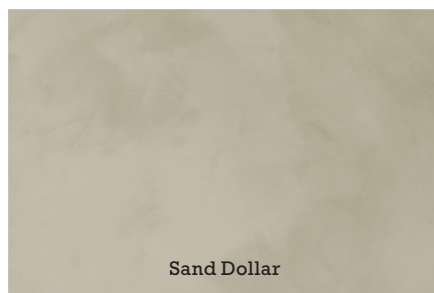
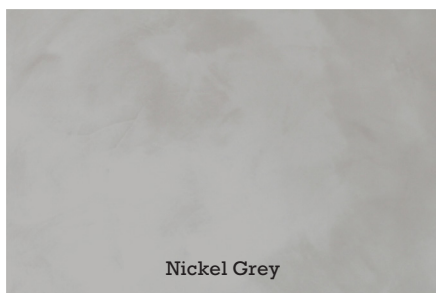



Coverage

CreteCote applied as above should cover approximately 8m² to 10m²/15 Kg drum depending on the smoothness of the substrate.

Packaging

15kg twin-pack plastic drum only.

Note: The information presented is intended guide only and is correct to the best of our knowledge at the time of publication. It should not be considered as a definitive approval for suitability for a particular purpose. Please contact the manufacturer, distributor or approved applicator for confirmation of suitability. Ancillary detailing recommendations are provided in good faith to assist in achieving final waterproof result. We accept no liability for those recommendations or those products performance in use.



Note: The information presented is intended guide only and is correct to the best of our knowledge at the time of publication. It should not be considered as a definitive approval for suitability for a particular purpose. Please contact the manufacturer, distributor or approved applicator for confirmation of suitability. Ancillary detailing recommendations are provided in good faith to assist in achieving final waterproof result. We accept no liability for those recommendations or those products performance in use.